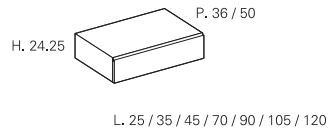
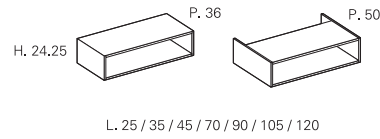
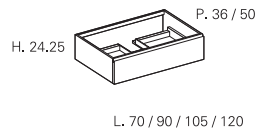
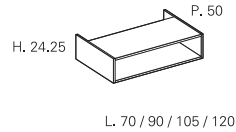
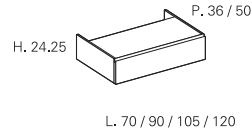
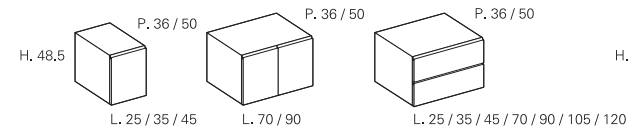
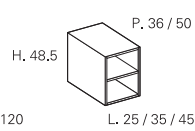
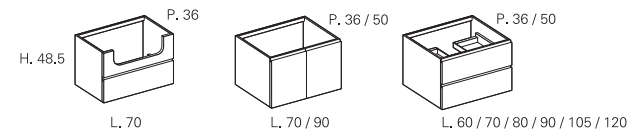
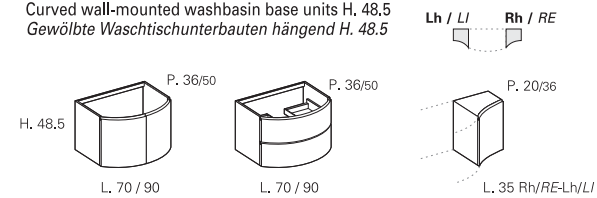
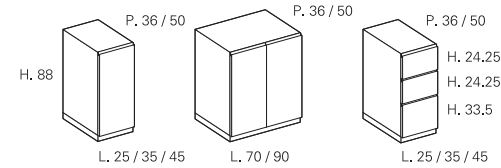
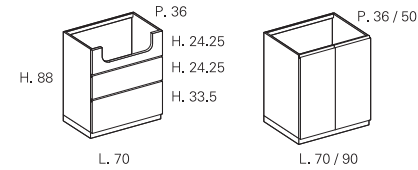
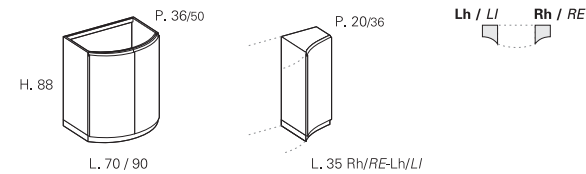
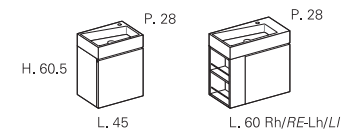
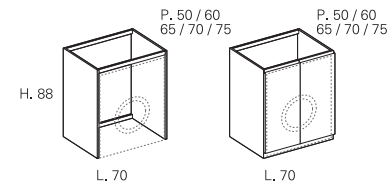
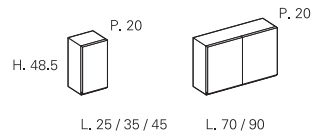


MODULARITY / MODULARITÄTWall-mounted base units H. 24.25
Hängeunterschranke H. 24.25Open wall-mounted base units H. 24.25
Offenes Hängeelement H. 24.25Wall mounted washbasin units H. 24.25
Waschtischhängeschranke H. 24.25Open wall-mounted base units H. 24.25
Offenes Hängeelement H. 24.25Bottom wall-mounted base units H. 24.25
Untere Hängeunterschranke H. 24.25
(for staggered composition-für versetzte Lösungen)Wall-mounted base units H. 48.5
Hängeunterschranke H. 48.5Open wall-mounted base units H. 48.5
Offenes Hängeelement H. 48.5Wall mounted washbasin units H. 48.5
Waschtischhängeschranke H. 48.5Curved wall-mounted washbasin base units H. 48.5
Gewölbte Waschtischunterbauten hängend H. 48.5

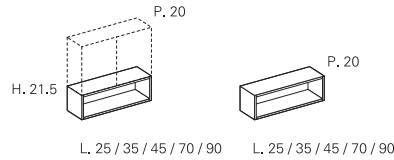
NOTE: FOR FALSE WALLS (e.g. plasterboard), USE SUITABLE REINFORCEMENTS see page 06
ACHTUNG: IM FALL VON ZWISCHENWÄNDEN (z. B. Gipskartonwände) ANGEMESSENE VERSTÄRKUNGEN VORSEHEN, siehe S. 06

MODULARITY / MODULARITÄTFloor-standing base units H. 82+6 (plinth)
Standunterschranke H. 82+6 (Sockel)Floor-standing washbasin units H. 82+6 (plinth)
Standunterschranke H. 82+6 (Sockel)Curved Floor-standing washbasin units H. 82+6 (plinth)
Bodenstehende Waschtischunterbauten hängend H. 82+6 (Sockel)Ceramic hand basin H. 60.5
Handwaschbecken mit Keramikbecken H. 60.5Washing machine base units H. 88
Waschmaschinenstränke H. 88

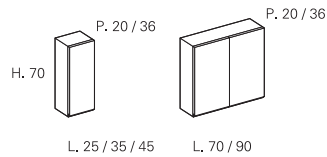
NOTE: FOR FALSE WALLS (e.g. plasterboard), USE SUITABLE REINFORCEMENTS see page 06
ACHTUNG: IM FALL VON ZWISCHENWÄNDEN (z. B. Gipskartonwände) ANGEMESSENE VERSTÄRKUNGEN VORSEHEN, siehe S. 06

MODULARITY / MODULARITÄTUnits H. 48.5
Elemente H. 48.5

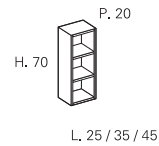
L. 25 / 35 / 45 L. 70 / 90

Open compartments H. 21.5
Offenfächer H. 21.5

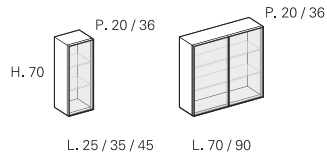
L. 25 / 35 / 45 / 70 / 90 L. 25 / 35 / 45 / 70 / 90

Units H. 70
Elemente H. 70

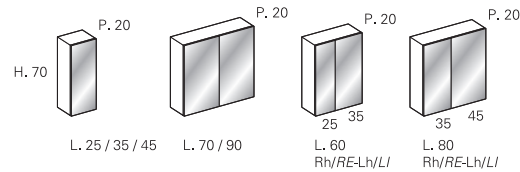
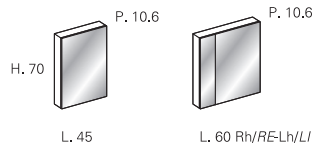
L. 25 / 35 / 45 L. 70 / 90

Open Units H. 70
Offene Elemente H. 70

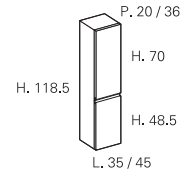
L. 25 / 35 / 45

Glass wall units H. 70
Glas-Hängeelemente H. 70

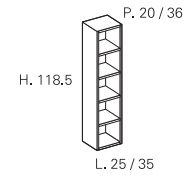
L. 25 / 35 / 45 L. 70 / 90

Mirrored wall units H. 70
Spiegel-Hängeelemente H. 70L. 25 / 35 / 45 L. 70 / 90 L. 25 35 L. 35 45
L. 60 Rh/RE-Lh/LI L. 80 Rh/RE-Lh/LIMirrored wall units for hand basins H. 70
Spiegel-Hängendelemente für Handwaschbecken H. 70

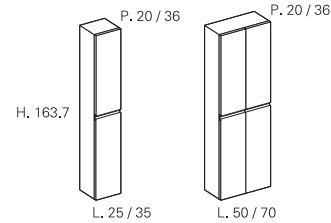
L. 45 L. 60 Rh/RE-Lh/LI

MODULARITY / MODULARITÄTTall units H. 118.5
Hochschränke H. 118.5

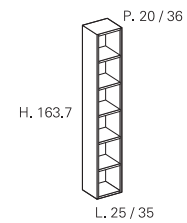
L. 35 / 45

Open tall units H. 118.5
Offene hochschränke H. 118.5

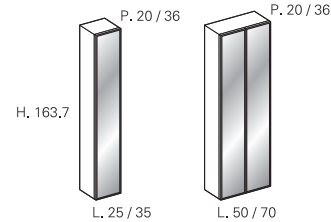
L. 25 / 35

Tall units H. 163.7
Hochschränke H. 163.7

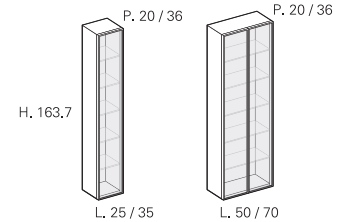
L. 25 / 35 L. 50 / 70

Open tall units H. 163.7
Offene hochschränke H. 163.7

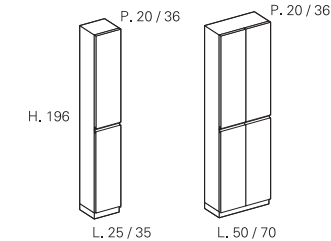
L. 25 / 35

Wall-mounted mirrored tall units H. 163.7
Verspiegelte Hängehochschränke H. 163.7

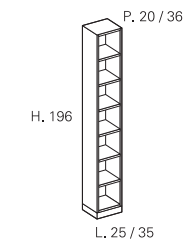
L. 25 / 35 L. 50 / 70

Wall-mounted Glass tall units H. 163.7
Glas-Hängehochschränke H. 163.7

L. 25 / 35 L. 50 / 70

Floor-standing Tall units H. 190+6 (plinth)
Bodenstehende Schränke H. 190+6 (Sockel)

L. 25 / 35 L. 50 / 70

Floor-standing Open Tall units H. 190+6 (plinth)
Offene Bodenstehende Elemente H. 190+6 (Sockel)

L. 25 / 35

NOTE: FOR FALSE WALLS (e.g. plasterboard), USE SUITABLE REINFORCEMENTS see page 06
ACHTUNG: IM FALL VON ZWISCHENWÄNDEN (z. B. Gipskartonwände) ANGEMESSENE VERSTÄRKUNGEN VORSEHEN, siehe S. 06

NOTE: FOR FALSE WALLS (e.g. plasterboard), USE SUITABLE REINFORCEMENTS see page 06
ACHTUNG: IM FALL VON ZWISCHENWÄNDEN (z. B. Gipskartonwände) ANGEMESSENE VERSTÄRKUNGEN VORSEHEN, siehe S. 06